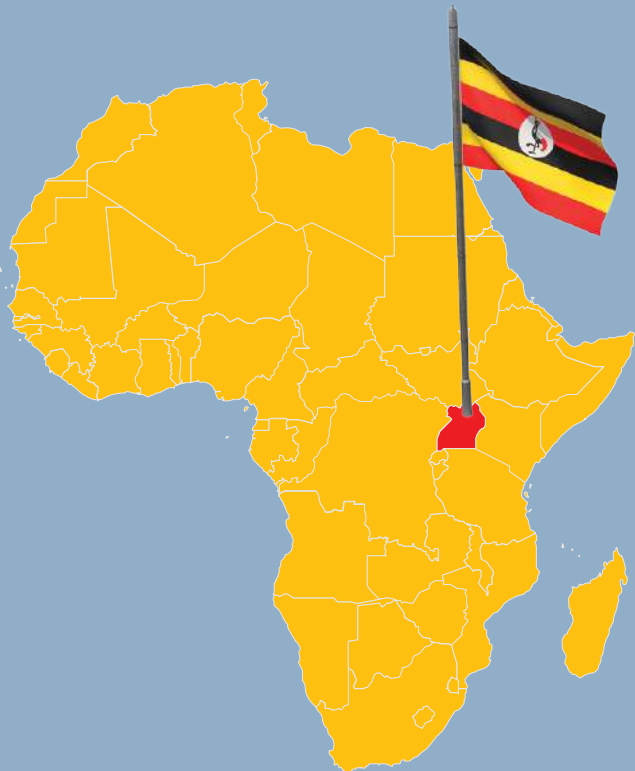


**INVEST IN
UGANDA**



**Information
about Uganda**

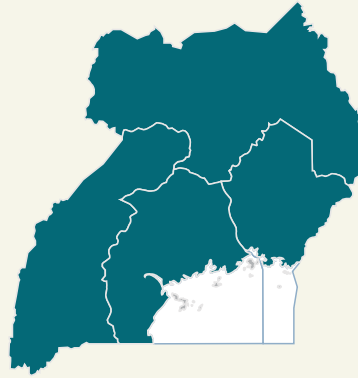
General Information



OFFICIAL NAME
Republic of Uganda



CAPITAL CITY
Kampala



POPULATION
45.9 million
(UBOS Census, 2024)



CURRENCY
Uganda Shilling (UGX)



TIME ZONE
East Africa Time (UTC+3)



OFFICIAL LANGUAGE
English

Economic Facts



GDP
(NOMINAL, 2025 EST.)
USD 61 Billion



INFLATION RATE
(2024 EST.)
3.3%



GDP GROWTH RATE
(2024 EST.)
6.1%



FDI INFLOWS
USD 3.03 Billion



GDP PER CAPITA
USD 1,220

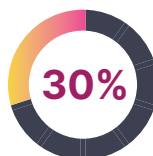


CURRENCY
Uganda Shilling (UGX)

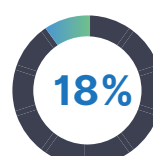


MARKET ACCESS
EAC, COMESA, AFCFTA, EBA (Everything except Arms) – EU, Trade Agreements with China

CORPORATE TAX RATE



VAT



MAJOR EXPORTS

COFFEE, GOLD, FISH, TEA, HORTICULTURAL PRODUCTS

Key Economic Sectors



AGRICULTURE

Coffee, Tea, Fish, Maize, Cotton



SERVICES

Health, ICT, Education, Tourism, Financial services



INDUSTRY

Manufacturing, Agro-processing, Oil & Gas



NATURAL RESOURCES

Oil, Gas, Gold, Copper, Cobalt, Phosphates, Iron Ore

Infrastructure



ELECTRICITY ACCESS

60%



INTERNET ACCESS

28%



ROAD NETWORK

159,000 km

(national + district roads)



MAJOR ENERGY SOURCES

Hydropower, Solar, Thermal, Biomass



MAJOR AIRPORT

Entebbe International Airport



RAILWAY PROJECTS

Standard Gauge Railway (under development)



FDI (2024 EST.)
Approx.

USD 2.8 billion

Electricity Tariff in Uganda

Consumer Category	Avg Tariff (UGX/kWh)	Approx. USD/kWh (at 3,679.73 UGX/USD)
Medium scale Manufacturing (≤500 kVA)	355.1	\$0.097
Large scale Manufacturing (≥1,500 kVA)	300.4	\$0.082
Extra large Manufacturing (≥1,500 kVA)	203.6	\$0.055

Uganda Industrial Water Tariffs (2025)

Consumer Category	Monthly Usage	Tariff (UGX/m³)	Tariff (USD/m³)
Industrial (Low Volume)	≤ 1,000 m³/month	UGX 5,168	\$1.40
Industrial (High Volume)	> 1,000 m³/month	UGX 2,500	\$0.68

Internet Cost

Rent

\$3 to \$7/m²/month
depending on location, size, and facility quality

Speed Range	Type	Monthly Cost (UGX)	Monthly Cost (USD)
10 – 20 Mbps	Fiber (Shared)	130,000 – 195,000	\$35 – \$53
50 – 100 Mbps	Fiber (Shared)	120,000 – 295,000	\$33 – \$80
100 – 500 Mbps	Fiber (Shared)	295,000 – 595,000	\$80 – \$162
1 – 10 Mbps	Wireless (Dedicated)	134,000 – 1,340,000	\$36 – \$364
2 – 5 Mbps	Wireless (Shared)	550,000 – 1,070,000	\$150 – \$291
10 Mbps (Capped)	Wireless	112,000 – 280,000	\$30 – \$76

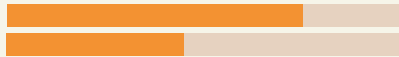
Social Indicators



LITERACY RATE
76%



LIFE EXPECTANCY
63 years



YOUTH DEMOGRAPHIC

75% Under 30 years old



Top Business
Investment
Destination in
Africa



Uganda Investment Authority

Plot 1 Baskerville Avenue, Kololo
P.O.BOX 7418, Kampala - Uganda
www.ugandainvest.go.ug